

# Migration Statistics Briefing Paper

29<sup>th</sup> November 2018

A number of important datasets were released on the 29<sup>th</sup> November 2018 from the Home Office and ONS. Among the releases are the quarterly Home Office Immigration Statistics and the UKVI asylum transparency data. The WMSMP has attempted to extract the key information from each of these datasets with particular reference to asylum and resettlement in the West Midlands Region.

---

## Contents

<b>Immigration Statistics .....</b>	<b>2</b>
Claims.....	2
Asylum Support.....	2
Resettlement.....	4
Family Reunion .....	6
Unaccompanied Asylum Seeking Children (UASC) and Dublin transfers .....	6
<b>Asylum Transparency Data .....</b>	<b>7</b>
National Transfer Scheme.....	7
<b>Looked After Children by Local Authority: 2017 - 2018 .....</b>	<b>9</b>
<b>International Migration Statistics .....</b>	<b>9</b>
<b>Population of the UK by country of birth and nationality.....</b>	<b>9</b>

# Immigration Statistics

Publisher(s)	Home Office	Release period	Quarterly
Released	29 November 2018	Next Release	28 February 2019
Link to source	<a href="https://www.gov.uk/government/statistics/immigration-statistics-year-ending-september-2018">https://www.gov.uk/government/statistics/immigration-statistics-year-ending-september-2018</a>		
Description	The Immigration Statistics release provides information on Home Office's operation of immigration control and related processes, including the work of UK Border Force, UK Visas and Immigration, and Immigration Enforcement.		

## Definitions

Section 95 (Immigration and Asylum Act 1999)	Section 4 (Immigration and Asylum Act 1999)
Support provided to destitute asylum seekers until their claim is finally determined. Section 95 support can be provided as both accommodation and subsistence, or accommodation, or subsistence only.	An individual may be eligible for Section 4 support if their asylum application has been determined as refused and appeals rights are exhausted, but they are destitute and there are reasons that temporarily prevent them from leaving the UK.

## Claims

There were 27,966 asylum applications in the UK from main applicants in the year ending September 2018, 4% higher than the previous year. Despite the rise in total asylum applications, the number of applications from unaccompanied asylum seeking children (UASC) fell by 10% to 2,635. These accounted for 9% of total applications, compared to 11% in the previous year.

There were 15,170 grants of asylum, alternative forms of protection and resettlement of which 42% were to individuals under 18 years old.

- 6,904 grants of asylum to main applicants and dependants.
- 2,272 grants of alternative form of protection to main applicants and their dependants.
- 5994 people provided with protection under a resettlement scheme (see Resettlement section).
- 6,394 were under 18 years old (see UASC information on page 6).
- The number of cases pending initial decision for more than 6 months at the end of Q3 2018 increased by 8% from the previous quarter, to 11,538.

## Asylum Support

### In September 2018:

Number of asylum seekers in receipt of Section 95 Support (S95)	
National figure	West Midlands Region
43,383	5,468 (12.6 % of national figure)

- Nationally, 68% of people on S95 support were in family groups and 32% are single adults.
- Nationally, 4,064 people were receiving support under Section 4.
- Regionally in the West Midlands, 284 people receive only the subsistence element and 5,184 people are in receipt of both the subsistence element and accommodation.

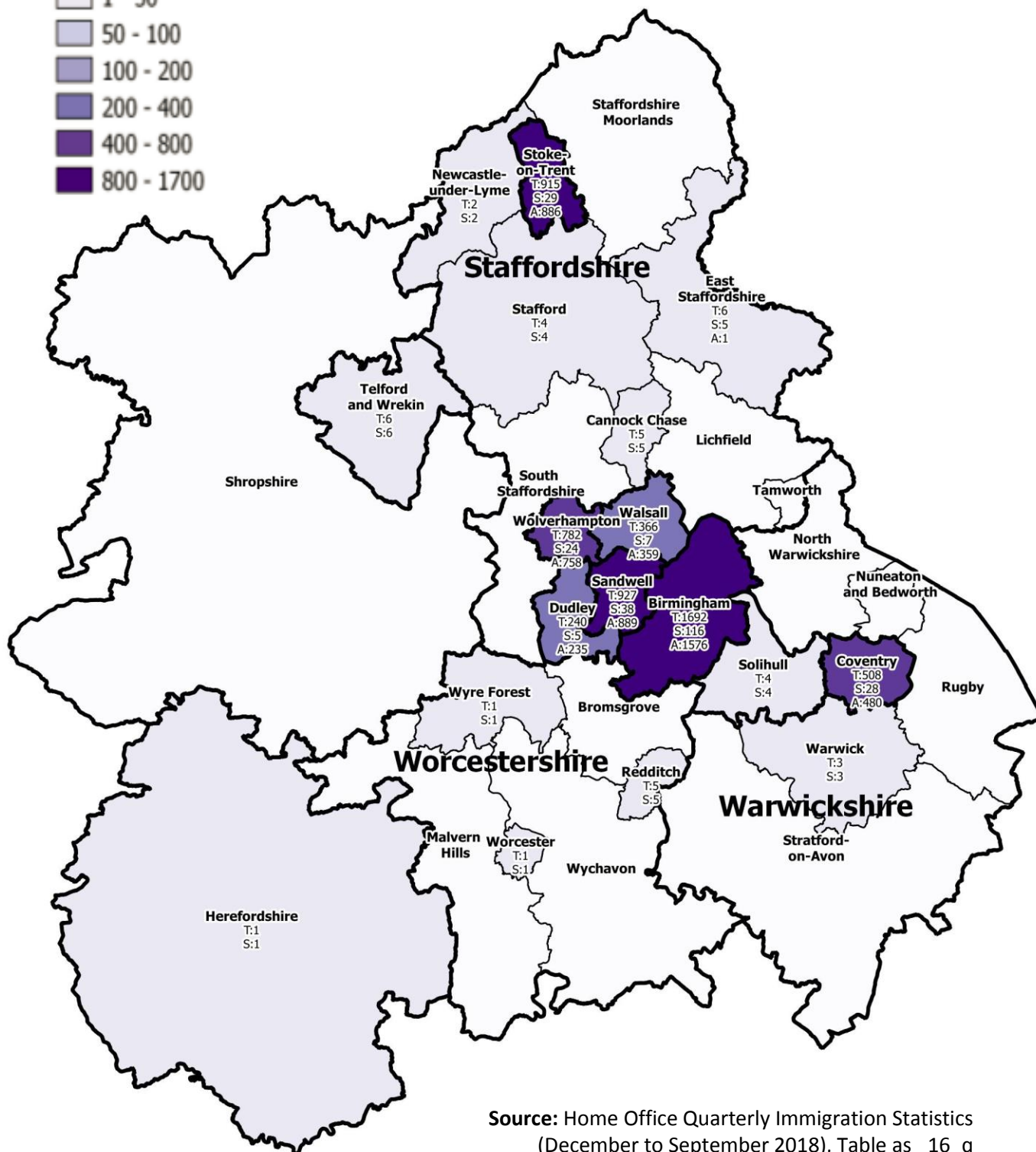

### Asylum Dispersal Map

Number of asylum seekers on Section 95 support in local authorities in the West Midlands Region  
Data for September 2018

#### Map Key:

T = Overall total  
S = S95 Subsistence only  
A = S95 Accommodation & Subsistence

#### Number of asvlum seekers:



Source: Home Office Quarterly Immigration Statistics (December to September 2018), Table as\_16\_q

### Data displayed in the Asylum Dispersal Map (see page 3)

Local authority with an asylum population	Section 95 Breakdown		
	Subsistence only (s)	Accommodation and subsistence (A)	Overall total (T)
Metropolitan Total	222	4297	4519
Birmingham	116	1576	1692
Coventry	28	480	508
Dudley	5	235	240
Sandwell	38	889	927
Solihull	4	0	4
Walsall	7	359	366
Wolverhampton	24	758	782
Unitary Authorities Total	36	886	922
Herefordshire	1	0	1
Stoke-on-Trent	29	886	915
Telford and Wrekin	6	0	6
Staffordshire Total	16	1	17
Cannock Chase	5	0	5
East Staffordshire	5	1	6
Newcastle-under-Lyme	2	0	2
Stafford	4	0	4
Worcestershire Total	7	0	7
Bromsgrove	0	0	0
Redditch	5	0	5
Worcester	1	0	1
Wyre Forest	1	0	1
Warwickshire Total	3	0	3
Warwick	3	0	3
<b>Regional Total</b>	<b>284</b>	<b>5184</b>	<b>5468</b>

*(Table only includes data from local authorities participating in asylum dispersal or currently have an asylum seeker on subsistence only support).*

Country of origin of individuals in receipt of Section 95 support	
National level (% of national total)	West Midlands region (% of regional total)
Iraq – 5319 (12.3%)	Iraq – 857 (15.7%)
Pakistan – 4199 (9.7%)	Pakistan – 536 (9.8%)
Iran – 3928 (9.0%)	Albania – 459 (8.4%)
Albania – 3435 (7.9%)	Iran 433 – (7.9%)
Nigeria – 3164 (7.3%)	Nigeria – 403 (7.4%)

## Resettlement

### Vulnerable Children Resettlement Scheme (VCRS)

The Vulnerable Children's Resettlement Scheme was announced in April 2016 with the aim of resettling 3,000 vulnerable children and their families by the year 2020. VCRS is designed to recognise the specific vulnerabilities of refugee children and there are no nationality criteria. Since its announcement, 723 people have been resettled through VCRS and of these, 663 resettled in the year ending September 2018.

### Vulnerable Persons Resettlement Scheme (VPRS)

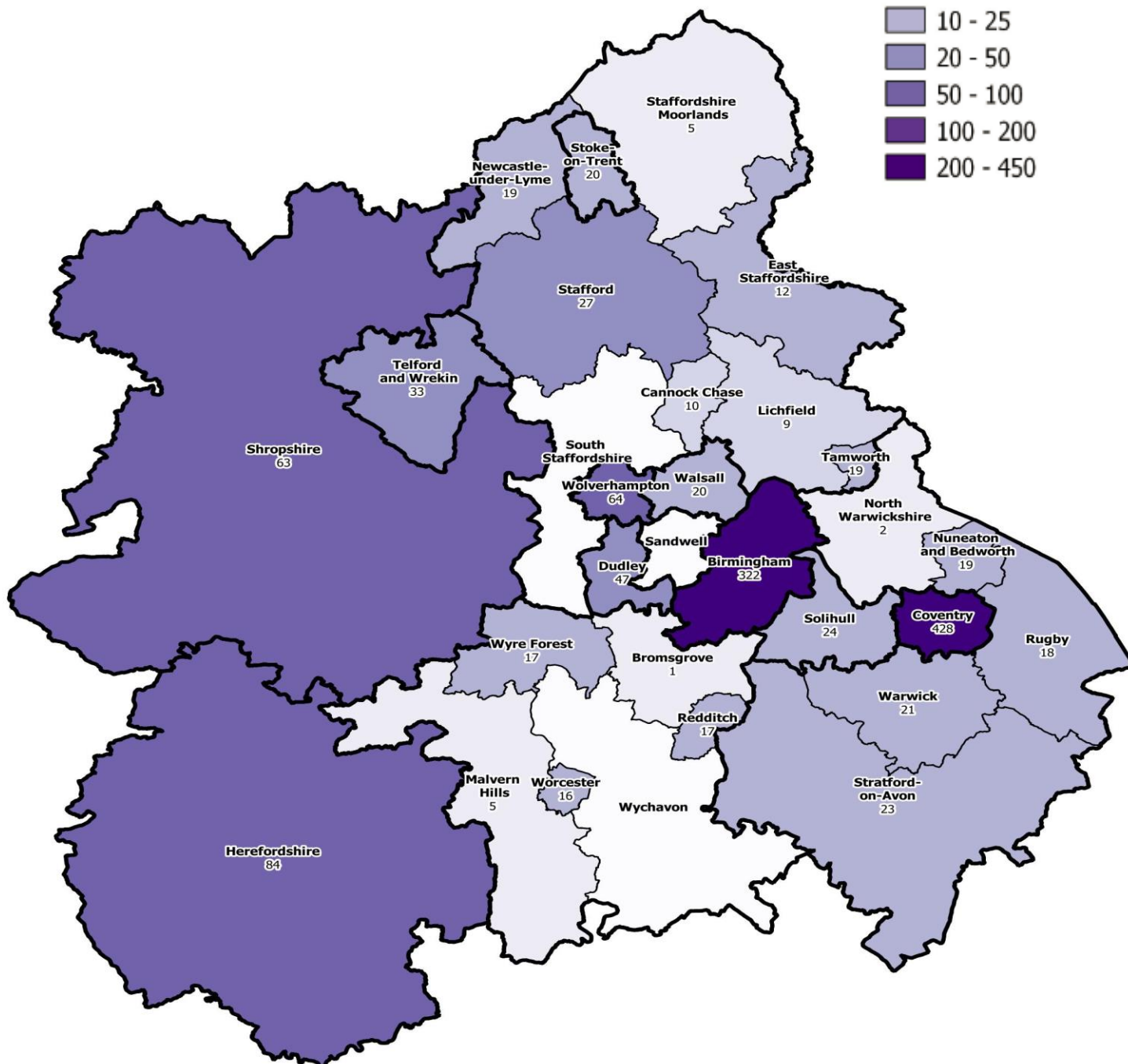
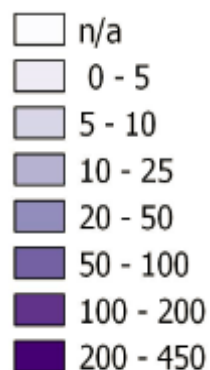
The then Prime Minister David Cameron announced in September 2015 that the UK would resettle up to 20,000 refugees under the Vulnerable Persons Resettlement Scheme by 2020. In July 2017 the nationality requirements were expanded to include individuals displaced by the conflict in Syria, but who may not necessarily have Syrian nationality. Current progress shown below:

- 13,961 people have been resettled in the UK under the VPRS since Q1 2014.
- 1,345 people have been resettled in the West Midlands since Q1 2014, representing 9.6 % of the national total.

### Vulnerable Persons Resettlement Scheme Map

Number of individuals resettled in local authorities in the West Midlands Region  
Q1 2014 to Q3 2018

Number of individuals resettled:



## Data displayed in the Vulnerable Persons Resettlement Scheme Map (see page 5)

Local authority	No.	Local authority	No.	Local authority	No.
Metropolitan total	905	Staffordshire total	101	Warwickshire total	83
Birmingham	322	Cannock Chase	10	North Warwickshire	2
Coventry	428	East Staffordshire	12	Nuneaton and Bedworth	19
Dudley	47	Lichfield	9	Rugby	18
Solihull	24	Newcastle-under-Lyme	19	Stratford-on-Avon	23
Walsall	20	Stafford	27	Warwick	21
Wolverhampton	64	Staffordshire Moorl'ds	5	Unitary authorities total	200
		Tamworth	19	Herefordshire	84
		Worcestershire total	56	Shropshire	63
		Redditch	17	Stoke-on-Trent	20
		Worcester	16	Telford and Wrekin	33
		Wyre Forest	17		
		Malvern Hills	5		
		Bromsgrove	1		

*(Table only includes data from local authorities in which families have been placed and relates to data from Q1 2014, prior to announcement of the expansion of VPRS in September 2015)*

## Family Reunion

6007 Family reunion visas were issued to partners and children of those granted asylum or humanitarian protection since September 2017 until September 2018 (increase by 18%).

The top 5 nationalities in receipt of family reunion visas were:

- Eritrean – 1200 (20%)
- Sudanese – 745 (12.4%)
- Iran – 546 (9.1%)
- Syrian – 429 (7.1%)
- Ethiopia – 219 (3.7%)

## Unaccompanied Asylum Seeking Children (UASC) and Dublin transfers

### Definitions

Unaccompanied Asylum Seeking Child (UASC)	Dublin III
<ul style="list-style-type: none"> <li>• is under 18 years of age when the claim is submitted;</li> <li>• is claiming in their own right; and</li> <li>• is separated from both parents and is not being cared for by an adult who in law or by custom has responsibility to do so.</li> </ul>	The Dublin III regulation applies to asylum applications made after 01/01/14 and allows for family members to be transferred to other EU member states or signatories to have their asylum claims processed in the same state.

### UASC

There have been 1972 asylum applications from UASCs in the last 3 Quarters of 2018.

- 88.8% of UASC applications were from male applicants and 10.8% were from female applicants.

The top nationalities of UASC applicants are:

- Sudanese – 356 (18.1%)
- Eritrean – 355 (18%)
- Vietnamese – 305 (15.5%)
- Iraqi – 271 (13.7%)
- Albanian – 265 (13.4%)

### Dublin III transfers

461 individuals were transferred under the Dublin regulation to the UK. The top 5 countries from where transfers came from were:

- Greece – 187 (40.6%)
- France – 91 (19.7%)
- Sweden – 31 (6.7%)
- Germany – 26 (5.8%)
- Netherlands – 24 (5.2%)

## Asylum Transparency Data

Publisher(s)	UK Visas and Immigration	Release period	Quarterly
Released	29 November 2018	Next Release	-
Link to source	<a href="https://www.gov.uk/government/publications/asylum-transparency-data-november-2018">https://www.gov.uk/government/publications/asylum-transparency-data-november-2018</a>		
Description	The asylum transparency data is part of the broader migration transparency data release. These documents include performance data related to areas in the Home Office business plan.		

### National Transfer Scheme

#### Definition

<b>National Transfer Scheme (NTS)</b>
A voluntary transfer arrangement between local authorities for the care of unaccompanied children who arrive in the UK and claim asylum. Operating through a voluntary interim transfer protocol, the NTS aims to ensure that the responsibility for supporting these children does not fall disproportionately to a small number of local authorities situated as entry points into the UK.

Between Q3 2016 and Q3 2018:

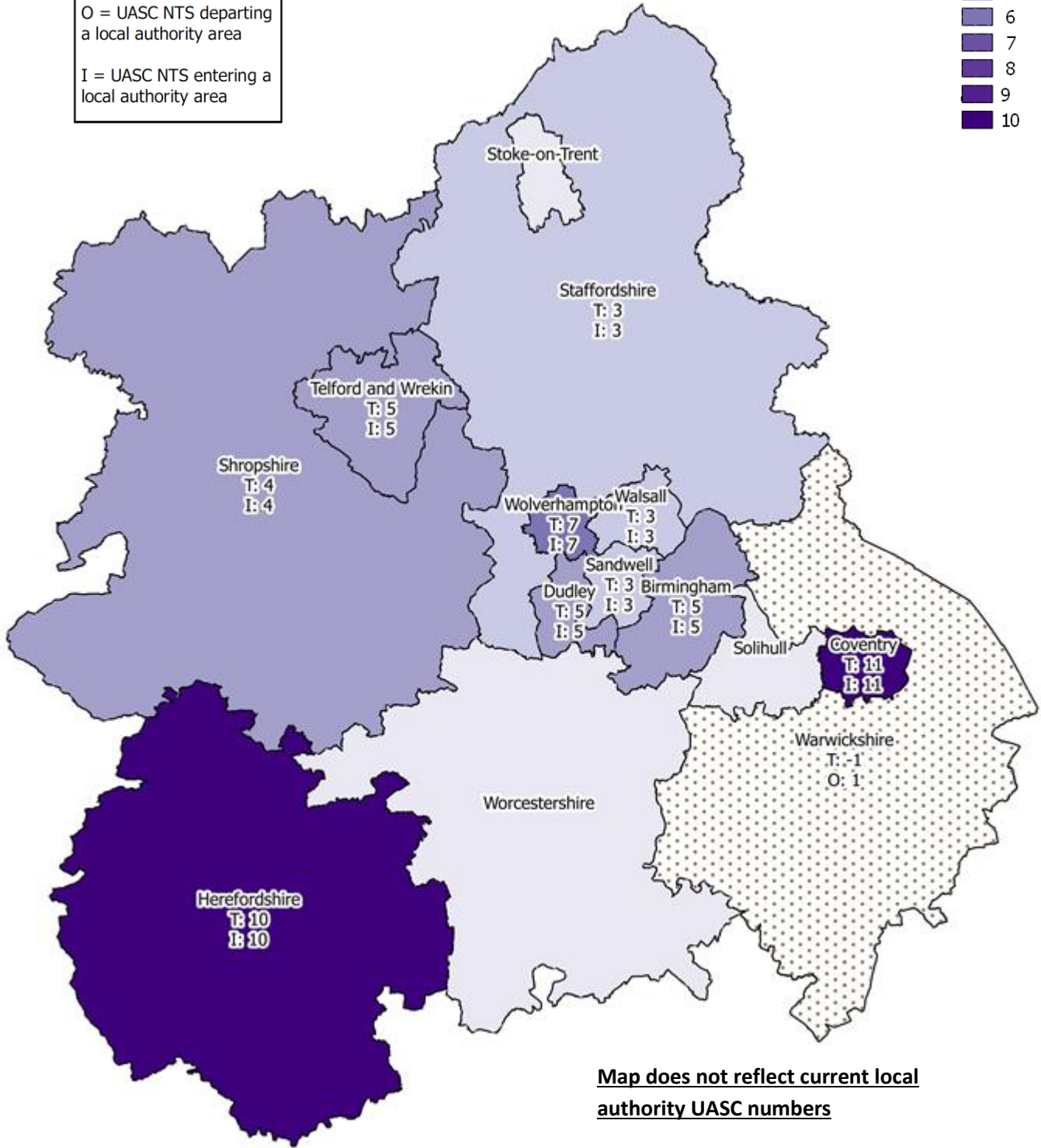
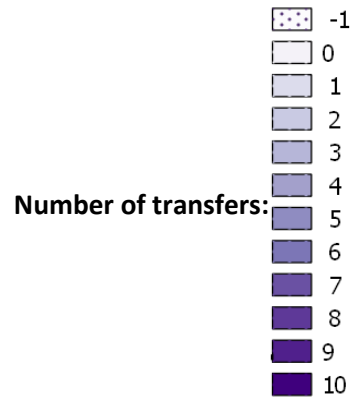
- A total of 701 UASCs were transferred between local authorities in the UK through the National Transfer Scheme (NTS).
- In the West Midlands, 56 Children were transferred into West Midlands local authorities with 1 transferred from a West Midlands local authority.

### National Transfer Scheme (NTS) Map

Transfer of UASCs through the NTS in the West Midlands region  
Q3 2016 to Q3 2018

**Key:**

T = Total NTS UASC population change  
O = UASC NTS departing a local authority area  
I = UASC NTS entering a local authority area





## Looked After Children by Local Authority: 2017 - 2018

Publisher(s)	Department for Education	Release period	Yearly
Released	15 November 2018	Next Release	November 2019
Link to source	<a href="https://www.gov.uk/government/statistics/children-looked-after-in-england-including-adoption-2017-to-2018">https://www.gov.uk/government/statistics/children-looked-after-in-england-including-adoption-2017-to-2018</a>		
Description	Children looked after at 31 March who were unaccompanied asylum seeking children (UASC) during the year, by local authority, years ending 31 March 2014 to 2018.		

The West Midlands total as at 31 March 2018 was 480, down from 490 as at 31 March 2017. Increases found in Birmingham, Coventry, Stoke-on-Trent and Walsall, notably Birmingham which is 145 up from 120. These figures do not include care leavers for whom local authorities have ongoing responsibilities up to the age of 25.

Participating authority	Total	Participating Authority	Total
Birmingham	145	Staffordshire	76
Coventry	44	Stoke-on-Trent	11
Dudley	x	Telford and Wrekin	X
Herefordshire	8	Walsall	9
Sandwell	8	Warwickshire	66
Shropshire	17	Wolverhampton	10
Solihull	57	Worcestershire	25

**Key: 'X' Figures not shown in order to protect confidentiality**

## International Migration Statistics

Publisher(s)	Office for National Statistics (ONS)	Release period	Quarterly
Released	<b>29 November 2018</b>	Next Release	28 November 2019
Link to release	<a href="https://www.ons.gov.uk/peoplepopulationandcommunity/populationandmigration/internationalmigration/bulletins/migrationstatisticsquarterlyreport/november2018">https://www.ons.gov.uk/peoplepopulationandcommunity/populationandmigration/internationalmigration/bulletins/migrationstatisticsquarterlyreport/november2018</a>		
Description	Covering people moving into and out of the UK, long term migration, short term migration, and non-UK resident's data. This provides a picture of those entering and leaving the UK.		

## Population of the UK by country of birth and nationality

Publisher(s)	Office for National Statistics (ONS)	Release period	Quarterly
Released	29 November 2018	Next Release	23 May 2019
Link to data	<a href="https://www.ons.gov.uk/peoplepopulationandcommunity/populationandmigration/internationalmigration/bulletins/ukpopulationbycountryofbirthandnationality/july2017tojune2018">https://www.ons.gov.uk/peoplepopulationandcommunity/populationandmigration/internationalmigration/bulletins/ukpopulationbycountryofbirthandnationality/july2017tojune2018</a>		
Description	Expanded data on residents of UK, excluding some residents in communal establishments, by nation of birth and citizenship.		

The West Midlands resident population was estimated to be 5,768,000 people between July 2017 and June 2018.

**Region - Top Non-UK born populations in the West Midlands in order of size:**

<b>Nationality</b>	<b>Population size (Estimated)</b>	<b>Percentage of national population (Estimated)</b>
India	107,000	1.9%
Pakistan	96,000	1.6%
Poland	84,000	1.5%
Romania	52,000	0.9%
Republic of Ireland	36,000	0.6%

**National - Top Non-UK born populations in the United Kingdom in order of size:**

<b>Nationality</b>	<b>Population size (Estimated)</b>	<b>Percentage of population (Estimated)</b>
Poland	889,000	1.4%
India	862,000	1.3%
Pakistan	529,000	0.8%
Romania	410,000	0.6%
Republic of Ireland	380,000	0.6%